

# OSCAR AND BEN



~ ACTIVITIES ~





1

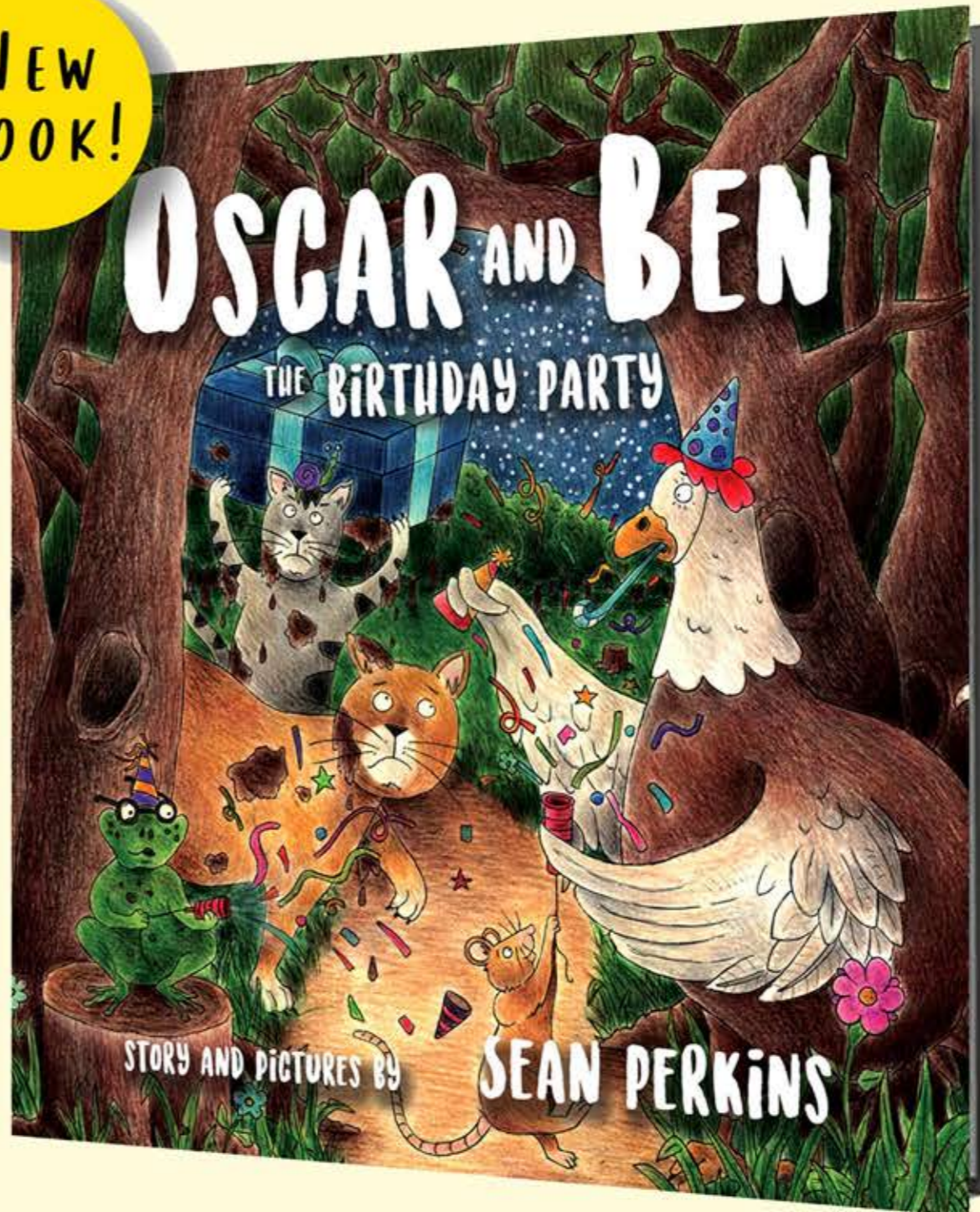
GUESS  
THE  
COVER



WHAT DO YOU THINK MIGHT  
HAPPEN IN THE STORY?




NEW  
BOOK!





2

# MAKE A HAT



USE THE WORKSHEET (ABOVE) TO HELP  
YOU MAKE A BIRTHDAY HAT.



To create your very own Oscar and Ben party hats  
you will need:

Colouring Pencils, Scissors, Glue, A Grown-Up!

Instructions:

**Step 1:** Carefully design, colour and decorate your hat.

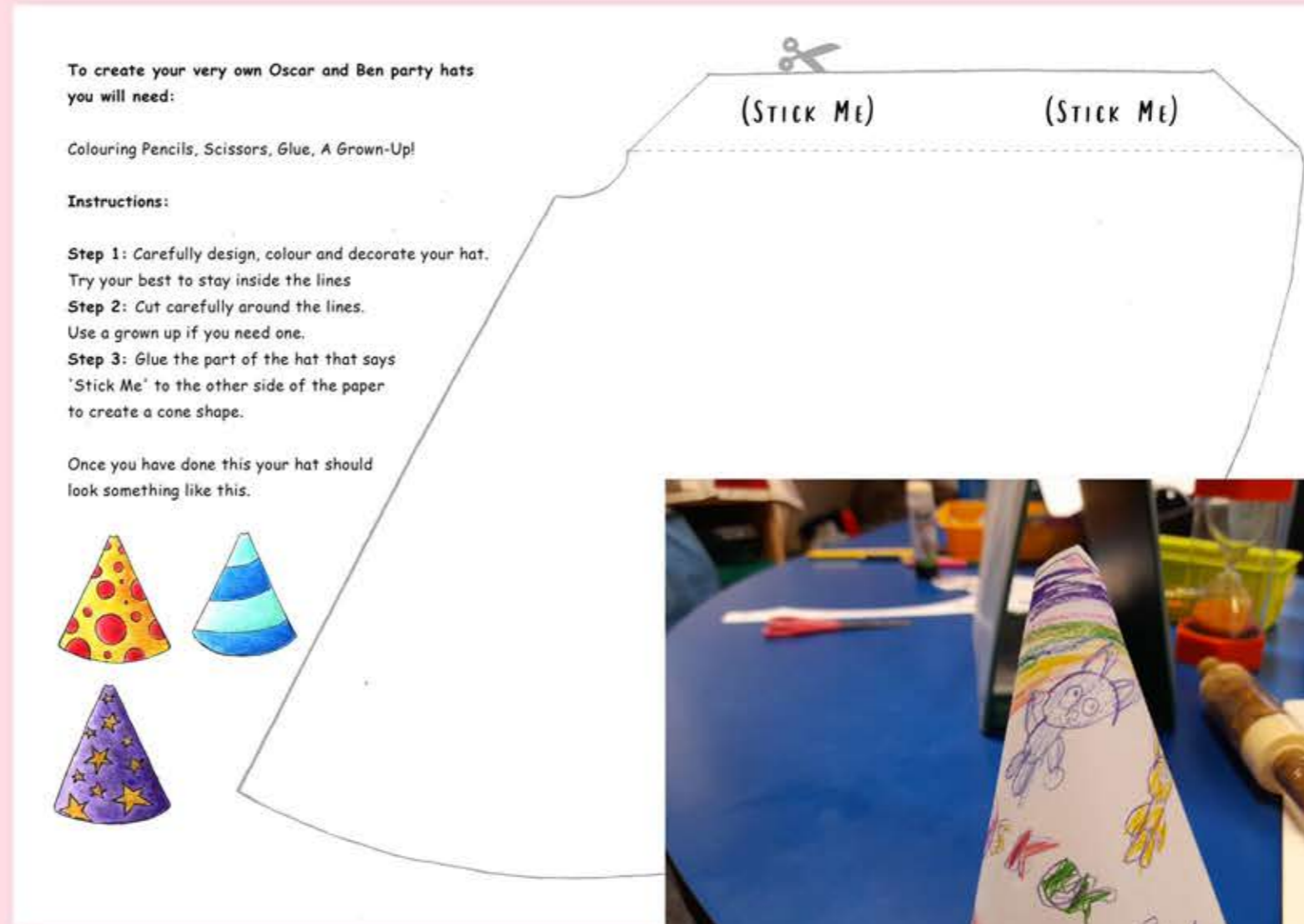
Try your best to stay inside the lines

**Step 2:** Cut carefully around the lines.

Use a grown up if you need one.

**Step 3:** Glue the part of the hat that says  
'Stick Me' to the other side of the paper  
to create a cone shape.


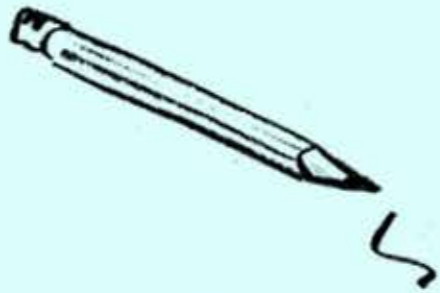
Once you have done this your hat should  
look something like this.





3

# MAKE A BIRTHDAY CARD



---

DESIGN YOUR VERY OWN BIRTHDAY  
CARD FOR MRS HEN.

(YOU CAN FOLD A PIECE OF CARD OR PAPER IN HALF)


---





4

BAKE  
A  
CAKE



WHY NOT BAKE A CAKE, MAKE A DEN  
AND HAVE YOUR VERY OWN PARTY!



# SHARE YOUR WORK

~ WWW.SEANPERKINSAUTHOR.COM ~

FACEBOOK



INSTAGRAM



TWITTER

